

RETRO

Fit

Double Glazing

www.retrodg.co.nz

RetroFit your existing windows with Metro double glazing for a warmer, drier & healthier home.

RetroFit is a service of



METRO

PERFORMANCE GLASS



Retrofitted timber new double glazing

Retrofitting new double glazing into your existing single glazed windows & doors will make a difference to the comfort of your home and your energy bills.

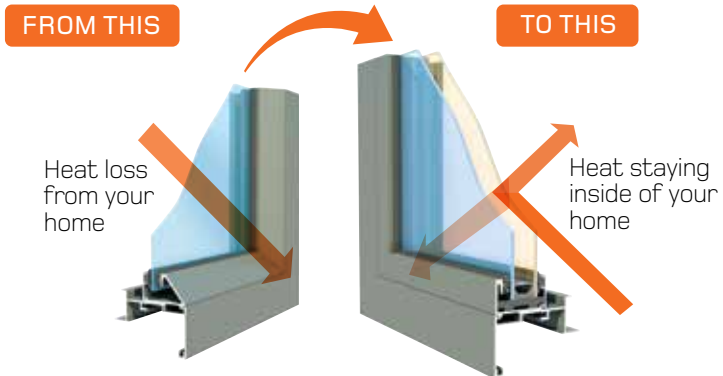


Aluminium retrofit windows

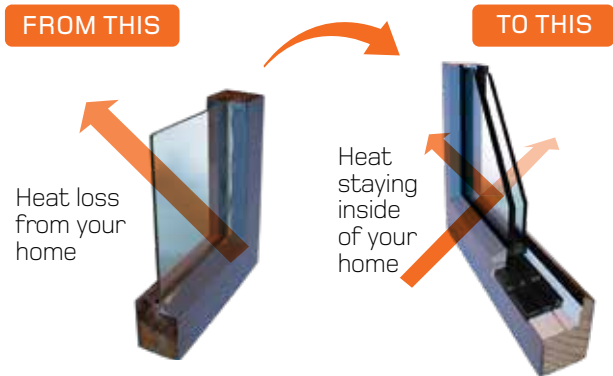


RETROFIT YOUR EXISTING SINGLE GLAZING FOR A HEALTHIER HOME ALL YEAR ROUND.


ALUMINIUM RETROFIT



TIMBER RETROFIT



These diagrams show old single glazing with heat escaping from your home, but with Retrofit's new Low E double glazing the heat gets deflected back into your home.



RetroFit by Metro is a great way of changing your existing single glazed windows to double glazing without having to replace your window frames and joinery.

WE TAILOR SOLUTIONS TO MEET YOUR NEEDS

KEEPING YOUR HOME WARM



Using Low E double glazing can help keep the heat in your home, meaning less need for heating systems, so you'll be reducing energy consumption, which saves on your power bills.

KEEPING YOUR HOME COOL AND REDUCE FADING:



By reducing solar heat gain with Low E or tints you get a cooler house in summer. It also helps to reduce the amount of rays coming through protecting your furnishings too.

PRIVACY



We all love privacy and, depending on the level of privacy you require, we have various options of patterned, obscured/frosted, tinted and reflective glass to suit your style.

REDUCE NOISE



The addition of laminate in the double glazing can help reduce outside noise, making it a great investment if you live by a busy road. Talk to us about your needs.

SAFETY AND SECURITY



With double glazing, it is more difficult for intruders to break in, particularly if you include laminate. The use of safety glass will also upgrade your existing single glazed windows to comply with the new NZ standard changes.

KEEP YOUR HOME DRIER



In humid New Zealand conditions, at lower internal temperatures there is a greater chance of condensation forming on the inside of the windows. This can be a serious problem, as it causes mould, mildew, and, in some cases, can also rot timber window frames. With a warmer home the chance of condensation forming on the windows reduces.



“Low E (Low Emissivity) glass has a unique virtually invisible coating designed to let light in and reflect heat back into your home, reducing heat loss. The same technology can apply in the reduction of solar heat gain.”

RETRO Fit
Double Glazing

METRO
PERFORMANCE GLASS

Why Choose RetroFit Double Glazing?

By choosing the RetroFit service by Metro, you gain the confidence of dealing with New Zealand's largest glass and glazing company.

Windows are a key design feature of your home. They help insulate against temperature extremes and can reduce power bills while filling your home with natural light but reducing glare. They can also reduce noise from the outside in.

Retrofit double glazing can help achieve a more comfortable and quieter home all year around with the added benefits of reducing the likelihood of condensation. Talk to our team to discuss your priorities.

THE METRO PERFORMANCE SELECTION TOOL

Classic
Double Glazing

Non-Low E Glass



Low E Plus
Double Glazing

Low haze Low E Glass




Low E Max
Double Glazing

Low haze Low E Glass, includes Argon gas and Thermal Spacer



Low E Xcel
Double Glazing

High clarity, low haze Low E Glass, includes Argon gas and Thermal Spacer



- HEAT RETENTION - keeping the warmth in and the cold out
- CONDENSATION AVOIDANCE - reducing the chance of internal condensation and crying windows
- REDUCTION IN SOLAR GAIN - keeping your home cool and comfortable in hot weather
- VISIBLE LIGHT TRANSMISSION - maintaining natural light levels inside your home

For an obligation-free measure and quote
www.retrodg.co.nz
 or CALL 0800 658 658

RETRO **Fit**
 Double Glazing