

# Door Seals and Components

## For use with Frameless Sliding and pivot systems

Thermal efficiency, acoustic performance and reduced air leakage are all critical in products designed for modern living. Commercial sliding and pivot door seals provides a seal between frameless glass moving components.



### Key Features

- ▶ Suitable for manual or automatic doors.
- ▶ Slim Profile.
- ▶ Will reduce drafts.
- ▶ Assist in noise reduction.
- ▶ Self-adhesive application.
- ▶ Available with differing woolpile lengths.

### Anodised Aluminium Section

- ▶ Silver Anodised Aluminium Finish
- ▶ Suits 10-12mm glass thickness
- ▶ Polypropylene grey woolpile (Inline Seal)
- ▶ Polypropylene grey woolpile (90-degree Seal)
  - For creating a seal back to a sliding door, side panel or wall.
- ▶ Attaches to sliding door jamb to provide a tight seal.



### Clear Polycarbonate Section:

- ▶ Suits a 10, 12 or 15mm glass thickness
- ▶ Clear Polypropylene black woolpile (Inline Seal)

### Scope of Use

- ▶ Woolpile and brush technology is utilised to provide a tight seal across frameless door systems.

### Support Inquiries

- ▶ Metro Technical phone (09) 927 3000 or email [technical@metroglass.co.nz](mailto:technical@metroglass.co.nz)

## DOOR SEALS AND COMPONENTS

For use with frameless sliding and pivot systems



Product	Model	Sizes mm	Finish	Material	Type	Application	Area
<b>ALUMINIUM 90° DOOR INLINE SEAL</b> 	301334	12mm thick	ANOD SILVER	ALUM 6063	DOOR SEAL WITH POLYPROPYLENE GREY WOOLPILE	BI-FOLDING SLIDING DOOR SEAL COMPONENT  *Includes double sided adhesive foam tape.	Internal / External  BI-FOLDING SLIDING PIVOT DOOR SEAL  MANUAL OR AUTOMATIC DOORS
	301333	10mm thick	ANOD SILVER				
		Overall Length= 3000mm	ON REQUEST: POWDERCOAT				
<b>CLEAR POLYCARBONATE DOOR INLINE SEAL</b> 	301350	10mm thick	CLEAR	POLYCARBONATE	CHANNEL	CHANNEL SECTION	Internal / External  BI-FOLDING SLIDING PIVOT DOOR SEAL  MANUAL OR AUTOMATIC DOORS
	301351	12mm thick	CLEAR				
	301352	15mm thick	CLEAR				
<b>ALUMINIUM 90 DEGREE DOOR SEAL</b> 	301336	12mm thick	ANOD SILVER	ALUM 6063	DOOR SEAL *Polypropylene grey woolpile not included)	BI-FOLDING SLIDING DOOR SEAL COMPONENT  *Includes double sided adhesive foam tape.	Internal / External  BI-FOLDING SLIDING PIVOT DOOR SEAL  MANUAL OR AUTOMATIC DOORS
	301335	10mm thick	ANOD SILVER				
			ON REQUEST: POWDERCOAT				
<b>INLINE DOOR SEAL</b> 	501150	10mm thick	WOOLPILE	ALUM 6063	DOOR SEAL	BI-FOLDING SLIDING DOOR SEAL COMPONENT	Internal / External  BI-FOLDING SLIDING PIVOT DOOR SEAL  MANUAL OR AUTOMATIC DOORS
	501157	12mm thick	WOOLPILE				

ADDITIONAL: CHANNEL SELECTION MAYBE REQUIRED

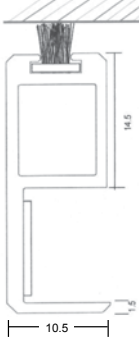
(Refer Frameless Internal Partitions and Structural Walls selection table for additional options)

NOTE: Setting Blocks and Pan Screws available for fixing.

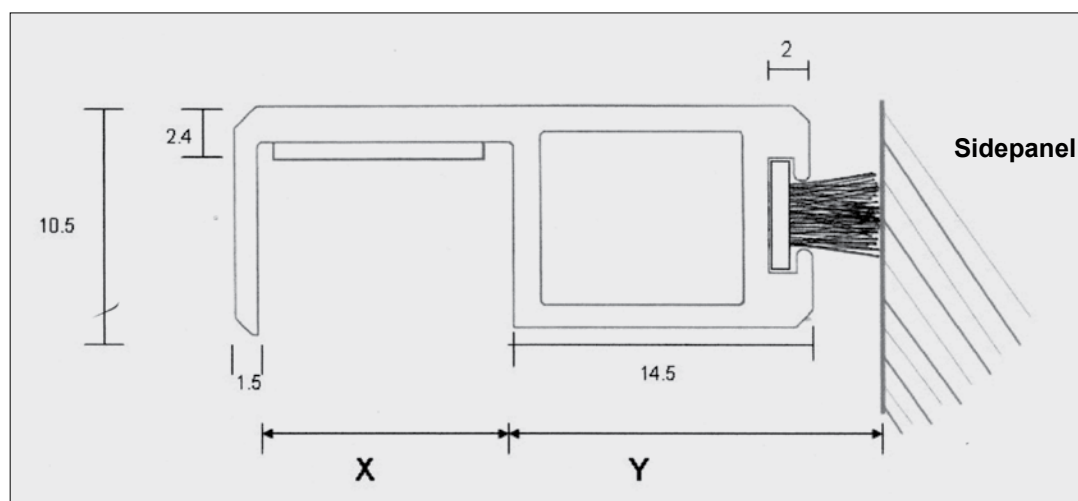
## DOOR SEALS AND COMPONENTS

For use with frameless sliding and pivot systems



Product	Model	Sizes mm	Finish	Material	Type	Application	Area
<b>90 DEGREE DOOR SEAL</b> 	501151	10mm thick 18mm gap	WOOLPILE	ALUM 6063	DOOR SEAL	BI-FOLDING SLIDING DOOR SEAL COMPONENT	Internal/ External
	501152	10mm thick 20mm gap	WOOLPILE				BI-FOLDING SLIDING PIVOT DOOR SEAL
	501153	10mm thick 23mm gap	WOOLPILE				MANUAL OR AUTOMATIC DOORS
	501154	10mm thick 26mm gap	WOOLPILE				
	501155	10mm thick 28mm gap	WOOLPILE				
	501156	10mm thick 32mm gap	WOOLPILE				
	501158	12mm thick 18mm gap	WOOLPILE				
	501159	12mm thick 20mm gap	WOOLPILE				
	501160	12mm thick 23mm gap	WOOLPILE				
	501161	12mm thick 26mm gap	WOOLPILE				
	501162	12mm thick 28mm gap	WOOLPILE				
	501163	12mm thick 32mm gap	WOOLPILE				

### Example:



### KEY:

X= Glass Thickness





Y= Woolpile (just touches side panel)

Note: 90° Door Inline seal provides a seal between Frameless glass sliding door panels and sidelights or walls.

## DOOR SEALS AND COMPONENTS

For use with frameless sliding and pivot systems



Product	Model	Sizes mm	Finish	Material	Type	Application	Area
<b>WOOLPILE ADHESIVE</b> 	300008	3mm pile height 6.9mm backing	GREY	ADHESIVE BACKING	DOOR SEAL	BI-FOLDING SLIDING DOOR SEAL COMPONENT	Internal / External
	300009	5.25mm pile height 6.9mm backing	GREY				BI-FOLDING SLIDING PIVOT DOOR SEAL MANUAL OR AUTOMATIC DOORS
<b>WOOLPILE FINSEAL</b> 	302164	12.75mm pile height 6.9mm backing	BLACK	FINSEAL	DOOR SEAL	BI-FOLDING SLIDING DOOR SEAL COMPONENT	Internal / External
	302005	6.5mm pile height 4.8mm backing	GREY				BI-FOLDING SLIDING PIVOT DOOR SEAL
	302006	7.5mm pile height 4.8mm backing	GREY				MANUAL OR AUTOMATIC DOORS
<b>WOOLPILE SKIRTING SEAL</b> 	301997	per metre	BLACK	PR13	DOOR SEAL	BI-FOLDING SLIDING DOOR SEAL COMPONENT	Internal / External
							BI-FOLDING SLIDING PIVOT DOOR SEAL MANUAL OR AUTOMATIC DOORS
<b>WOOLPILE SKIRTING SEAL</b> 	302000	11mm pile height 4.8mm backing	BLACK	SKIRTING SEAL	DOOR SEAL	BI-FOLDING SLIDING DOOR SEAL COMPONENT	Internal / External
	302001	11mm pile height 4.8mm backing	GREY				BI-FOLDING SLIDING PIVOT DOOR SEAL
	302002	13mm pile height 4.8mm backing	GREY				MANUAL OR AUTOMATIC DOORS
	302003	16mm pile height 4.8mm backing	GREY				
	302004	6.5mm pile height 4.8mm backing	GREY				