

BALUSTRADE RAIL SYSTEM

Edgetec® 220 Link Rail



Aluminium LinkRail 38x30mm – For 12mm and 15mm Glass

- 38 x 30mm Aluminium Link Rail.
- Available in Natural Anodised Finish 20 microns as standard or Silver Frost powdercoat. Special colours on request (Powdercoating or Anodising).
- Rubber gasket available to suit 12mm or 15mm glass thicknesses.
- Rail Components available for 90 degree corners, adjustable corners (180 degrees to 90 degrees), stairway link connectors (Maximum 35 degrees), inline joiner.
- Wall mount brackets available including end caps.

BALUSTRADE RAIL SYSTEM

Edgetec® 220 Link Rail


















Product	Model	Sizes mm	Finish	Material	Type	Application	Area
EDGETEC® 220 LINK RAIL FULL LENGTH 	300728	5800mm	ANOD – Natural	ALUM 6063	LINK RAIL	BALUSTRADE LINK RAIL	Internal & External 
	300729	5800mm	SILVER FROST				
	300727	5800mm	MILL FINISH				
		GLASS THICKNESS: 12-15mm OVERALL SIZE: 38 x 30mm	ON REQUEST: POWDERCOAT				
EDGETEC® 220 LINK RAIL HALF LENGTH 	300725	2900mm	ANOD – Natural	ALUM 6063	LINK RAIL	BALUSTRADE LINK RAIL	Internal & External 
	300726	2900mm	SILVER FROST				
	300724	2900mm	MILL FINISH				
		(Half Length) GLASS THICKNESS: 12-15mm OVERALL SIZE: 38 x 30mm	ON REQUEST: POWDERCOAT				
EDGETEC® 220 LINK RAIL RUBBER GASKET 	300593	2900mm	BLACK	RUBBER	RUBBER GASKET FOR EDGETEC® 220 LINK RAIL	BALUSTRADE LINK RAIL COMPONENT	Internal & External 
		GLASS THICKNESS: 12mm					
EDGETEC® 220 LINK RAIL RUBBER GASKET 	300594	2900mm	BLACK	RUBBER	RUBBER GASKET FOR EDGETEC® 220 LINK RAIL	BALUSTRADE LINK RAIL COMPONENT *For a 5.8m Link Rail x2 rubber gaskets lengths are required	Internal & External 
		GLASS THICKNESS: 15mm					
EDGETEC® 220 LINK RAIL INLINE JOINER 	300847	80x22.8x5mm	MILL	ALUM 6063	180 DEGREE STRAIGHT JOINER	BALUSTRADE LINK RAIL COMPONENT	Internal & External 
EDGETEC® 220 LINK RAIL 90 DEGREE JOINER 	300848	50x50x5mm	MILL	ALUM 6063	90 DEGREE CORNER JOINER	BALUSTRADE LINK RAIL COMPONENT	Internal & External 
EDGETEC® 220 END CAP 	300493	38.4 x 30.4mm	ANOD – Natural	ALUM 6063	END CAP	BALUSTRADE LINK RAIL COMPONENT	Internal & External 
	300494	38.4 x 30.4mm	SILVER FROST				
	300492	38.4 x 30.4mm	MILL				
		Suits Edgetec® 220 Rail (Component)	ON REQUEST: POWDERCOAT				
EDGETEC® 220 LINK RAIL FIXED 90 DEGREE CORNER 	301985	Suits Edgetec® 220 Rail	SILVER FROST	ALUM 6063	90 DEGREE CORNER CONNECTOR	BALUSTRADE LINK RAIL COMPONENT	Internal & External 
	301986	Suits Edgetec® 220 Rail	MILL				
		(Component)	ON REQUEST: POWDERCOAT				

BALUSTRADE RAIL SYSTEM

Edgetec® 220 Link Rail



Product	Model	Sizes mm	Finish	Material	Type	Application	Area
EDGETEC® 220 LINK RAIL HORIZONTAL ADJUSTABLE JOINER 	301987	Suits Edgetec® 220 Rail	SILVER FROST	ALUM 6063	ADJUSTABLE HORIZONTAL JOINER	BALUSTRADE LINK RAIL COMPONENT	Internal & External 
	301988	Suits Edgetec® 220 Rail	MILL				
		(Component)	ON REQUEST: POWDERCOAT				
EDGETEC® 220 LINK RAIL VERTICAL ADJUSTABLE JOINER 	301989	Suits Edgetec® 220 Rail	SILVER FROST	ALUM 6063	ADJUSTABLE VERTICAL JOINER	BALUSTRADE LINK RAIL COMPONENT	Internal & External 
	301990	Suits Edgetec® 220 Rail	MILL				
		(Component)	ON REQUEST: POWDERCOAT				
EDGETEC® 220 WALL BRACKET (LEFT HAND) 	301003	120 x 45mm	SILVER FROST	ALUM 6063	WALL BRACKET	BALUSTRADE LINK RAIL COMPONENT *For attaching to posts or structures	Internal & External 
	301004	120 x 45mm	MILL				
		Suits Edgetec® 220 Rail (Component)	ON REQUEST: POWDERCOAT				
EDGETEC® 220 WALL BRACKET (RIGHT HAND) 	301005	120 x 45mm	SILVER FROST	ALUM 6063	WALL BRACKET	BALUSTRADE LINK RAIL COMPONENT *For attaching to posts or structures	Internal & External 
	301006	120 x 45mm	MILL				
		Suits Edgetec® 220 Rail (Component)	ON REQUEST: POWDERCOAT				
EDGETEC® 220 WALL BRACKET POST END MOUNT 	301002	100 x 65mm	SILVER FROST	ALUM 6063	WALL BRACKET	BALUSTRADE LINK RAIL COMPONENT *For attaching to posts or structures	Internal & External 
	301149	100 x 65mm	MILL				
		Suits Edgetec® 220 Rail (Component)	ON REQUEST: POWDERCOAT				
EDGETEC® 220 WALL BRACKET POST END MOUNT* *Suits AP65 Series Aluminium Post 	301991	60 x 46mm	SILVER FROST	ALUM 6063	POST END MOUNT FOR AP65	BALUSTRADE LINK RAIL COMPONENT *For attaching to posts or structures	Internal & External 
	301992	60 x 46mm	MILL				
		Suits Edgetec® 220 Rail (Component)	ON REQUEST: POWDERCOAT				
SCREW 	301993	6G x 1/4" Sq GLASS THICKNESS: 12mm, 15mm	SS	304 STAINLESS STEEL	SCREW	PAN HEAD SCREW SUITS COMPONENT 300847 300848 301985 301986 301003 301004 301005 301006 301002 301149 301991 301992	Internal & External 
SILICONE – STRUCTURAL GLAZING 	300011	V60	ADHESIVE	CARTRIDGE	SILICONE	FIXING COMPONENT	Internal & External 