

# BALUSTRADE SYSTEM KITS

## Balustrade Solution 2.5m Clamp Kits (Domestic and Light Commercial Applications)

### BASE FIX (BA122)

\*Doesn't include substrate fixings, rear cover spacer plates

Glass Thickness (Nominal) (System can Accommodate)  
12-17.52mm

Area (Ideally suited)

Internal  
8 External



Model	Sizes mm	Finish	Material	Type	Application
	GLASS THICKNESS:			CHANNEL BASED SYSTEM BASE FIX	INFINITY BASE FIX 2.5M KIT COMPRISES OF: x 2 front/ rear covers x 1 base plate x 7 clamps x 2 end caps bulb seal
501305	12 -13.52mm	MILL - FINISH	ALUM 6063	*Complete with seal, covers, clamps, x 2 end caps and EPDM foam tape	
501306	15 -17.52mm	MILL - FINISH			
501309	12 -13.52mm	ANOD - NATURAL	ALUM 6063 - BRUSHED ANODISED TO 25 MICRONS		
501310	15 -17.52mm	ANOD - NATURAL			
	OVERALL LENGTH = 2500mm	ON REQUEST: POWDERCOAT			

### SIDE FIX (BA124)

\*Doesn't include substrate fixings, rear cover spacer plates, or stand off plates

Glass Thickness (Nominal) (System can Accommodate)  
12-17.52mm

Area (Ideally suited)

Internal  
8 External



Model	Sizes mm	Finish	Material	Type	Application
	GLASS THICKNESS:			CHANNEL BASED SYSTEM SIDE FIX	<b>INFINITY SIDE FIX 2.5M KIT COMPRISES OF:</b> x 1 rear cover x 1 front cover x 7 clamps x 2 end caps bulb seal
501297	12 -13.52mm	MILL - FINISH	ALUM 6063	*Complete with seal, covers, clamps, x 2 end caps and EPDM foam tape	
501298	15 -17.52mm	MILL - FINISH			
501301	12 -13.52mm	ANOD - NATURAL	ALUM 6063 - BRUSHED ANODISED TO 25 MICRONS		
501302	15 -17.52mm	ANOD - NATURAL			
	OVERALL LENGTH = 2500mm	ON REQUEST: POWDERCOAT			

# BALUSTRADE SYSTEM KITS

## Balustrade Solution 5m Clamp Kits (Domestic and Light Commercial Applications)

### BASE FIX (BA122)

\*Doesn't include substrate fixings, rear cover spacer plates

**Glass Thickness (Nominal)** (System can Accommodate)

12-17.52mm

**Area** (Ideally suited)

Internal  
8 External



Model	Sizes mm	Finish	Material	Type	Application
	GLASS THICKNESS:			CHANNEL BASED SYSTEM BASE FIX	<b>INFINITY BASE FIX 2.5M KIT COMPRISES OF:</b> x 2 front/ rear covers x 1 base plate x 14 clamps x 2 end caps bulb seal
501303	12 -13.52mm	MILL – FINISH	ALUM 6063	*Complete with seal, covers, clamps, x 2 end caps and EPDM foam tape	
501304	15 -17.52mm	MILL – FINISH			
501307	12 -13.52mm	ANOD – NATURAL	ALUM 6063 – BRUSHED ANODISED TO 25 MICRONS		
501308	15 -17.52mm	ANOD – NATURAL			
	OVERALL LENGTH = 5000mm	ON REQUEST: POWDERCOAT			

### SIDE FIX (BA124)

\*Doesn't include substrate fixings, rear cover spacer plates, or stand off plates

**Glass Thickness (Nominal)** (System can Accommodate)

12-17.52mm

**Area** (Ideally suited)

Internal  
8 External













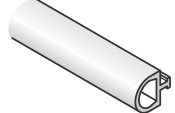



Model	Sizes mm	Finish	Material	Type	Application
	GLASS THICKNESS:			CHANNEL BASED SYSTEM SIDE FIX	<b>INFINITY SIDE FIX 5M KIT COMPRISES OF:</b> x 1 rear cover x 1 front cover x 14 clamps x 2 end caps bulb seal
501295	12 -13.52mm	MILL - FINISH	ALUM 6063	*Complete with seal, covers, clamps, x 2 end caps and EPDM foam tape	
501296	15 -17.52mm	MILL - FINISH			
501299	12 -13.52mm	ANOD - NATURAL	ALUM 6063 - BRUSHED ANODISED TO 25 MICRONS		
501300	15 -17.52mm	ANOD - NATURAL			
	OVERALL LENGTH = 5000mm	ON REQUEST: POWDERCOAT			

## BALUSTRADE SYSTEM COMPONENTS – SIDE FIX BA124

## Individual Parts – Infinity (Domestic and Commercial Applications)



Product	Model	Sizes mm	Finish	Material	Type	Application	Area
<b>INFINITY REAR COVER</b> 	300421	2500mm	ANOD NATURAL	ALUM 6063	REAR COVER	BALUSTRADE SYSTEM SIDE FIX	Internal & External 
	300422	5000mm	ANOD NATURAL				
	300423	2500mm	MILL - FINISH				
	300424	5000mm	MILL - FINISH				
		12mm or 15mm Toughened Glass  13.52mm or 17.52mm Sentryglas®	ON REQUEST: POWDERCOAT				
<b>INFINITY FRONT COVER</b> 	300407	2500mm	ANOD NATURAL	ALUM 6063	FRONT COVER	BALUSTRADE SYSTEM SIDE FIX	Internal & External 
	300408	5000mm	ANOD NATURAL				
	300409	2500mm	MILL - FINISH				
	300410	5000mm	MILL - FINISH				
		12mm or 15mm Toughened Glass  13.52mm or 17.52mm Sentryglas®	ON REQUEST: POWDERCOAT				
<b>INFINITY CLAMP KIT</b> 	300356	12-13.52mm	BLACK	ALUM 6063	CLAMP KIT	BALUSTRADE SYSTEM SIDE FIX	Internal & External 
	300357	15-17.52mm	BLACK				
<b>INFINITY REAR COVER SPACER PLATE</b> 	301403	1mm alignment plate	SILVER FROST	ALUM 6063	REAR COVER SPACER PLATE	BALUSTRADE SYSTEM SIDE FIX  *Used to align the rear cover if the structure is not straight	Internal & External 
	301404	1mm alignment plate	MILL - FINISH				
	301405	5mm alignment plate	SILVER FROST				
	301406	5mm alignment plate	MILL - FINISH				
			ON REQUEST: POWDERCOAT				
<b>INFINITY STAND OFF PLATE</b> 	301408	15mm	SILVER FROST	ALUM 6063	STANDOFF PLATE	BALUSTRADE SYSTEM SIDE FIX  *Used to standoff the Infinity System 15mm off the structure	Internal & External 
	301407	15mm	MILL - FINISH				
	301795	15mm	BLACK				
		THICKNESS: 100 w x 94 h x 15mm	ON REQUEST: POWDERCOAT				
<b>INFINITY END CAP</b> 	300490	50w x 117h mm	ANOD NATURAL	ALUM 6063	END CAP	BALUSTRADE SYSTEM SIDE FIX	Internal & External 
	300491	50w x 117h mm	MILL - FINISH				
			ON REQUEST: POWDERCOAT				
<b>BULB SEAL</b> 	302078	per (m)	BLACK	RUBBER	BULB SEAL	BALUSTRADE SYSTEM COMPONENT	Internal & External 








# BALUSTRADE FIXING COMPONENTS – SIDE FIX BA124

## Concrete Substrate (Domestic and Commercial Applications)



### CONCRETE FIXING – INFINITY

#### A, B, E, C3 OCCUPANCY TYPE

Product	Model	Sizes mm	Finish	Material	Type	Application	Area
<b>THREADED ROD FOR CHEMICAL ANCHOR</b> 	501164	M12 x 110mm	SS	316 STAINLESS STEEL	THREADED ROD	FIXING COMPONENT	Internal & External 
<b>M12 BOLT</b> 	302170	M12 x 110mm Bolt	SS	316 STAINLESS STEEL	BOLT		
<b>M12 NUT</b> 	301028	M12 Hex Nut	SS	316 STAINLESS STEEL	NUT		
<b>M12 WASHER</b> 	301603	24x2.5mm	SS	316 STAINLESS STEEL	WASHER		
<b>HILTI HIT-HY 200 MAX CHEMICAL ANCHOR</b> 	300003	330ml	ADHESIVE	CARTRIDGE	CHEMICAL ANCHOR		
<b>EPDM / FOAM TAPE</b> 	302100	170 X 1.5mm	BLACK	RUBBER	EPDM	EPDM BARRIER	
	302101	70 X 1.5mm	BLACK	RUBBER	EPDM		

Rear Cover Attach:

Timber - No 6x40 C/s PK

Steel - M5 Machine screw x50 + nut

Concrete - No 6x40 C/S PK + Nylon Plug (Reduce by 15mm if spacer plate not used)







# BALUSTRADE FIXING COMPONENTS – SIDE FIX BA124

## Timber Substrate (Domestic and Commercial Applications)

### TIMBER FIXING – INFINITY

#### A, A Other & C3 OCCUPANCY TYPE



Product	Model	Sizes mm	Finish	Material	Type	Application	Area
<b>COACH SCREW</b> 	301911	M12 x130 Min Thread engagement 90mm	SS	316 STAINLESS STEEL	SCREW	FIXING COMPONENT	Internal & External 
<b>M12 NUT</b> 	301028	M12 Hex Nut	SS	316 STAINLESS STEEL	NUT	FIXING COMPONENT	
<b>M12 WASHER</b> 	301603	24x2.5mm	SS	316 STAINLESS STEEL	WASHER	FIXING COMPONENT	
<b>SIKA SUPERGRIP 2HOUR BOND</b> 	300006	310ml	ADHESIVE	CARTRIDGE	SUPER BOND	FIXING COMPONENT FOR TIMBER	
<b>EPDM / FOAM TAPE</b> 	302100	170 X 1.5mm	BLACK	RUBBER	EPDM	EPDM BARRIER	
	302101	70 X 1.5mm	BLACK	RUBBER	EPDM		

Rear Cover Attach:

Timber - No 6x40 C/s PK

Steel - M5 Machine screw x50 + nut

Concrete - No 6x40 C/S PK + Nylon Plug (Reduce by 15mm if spacer plate not used)






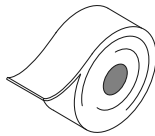
# BALUSTRADE FIXING COMPONENTS – SIDE FIX BA124

## Timber Substrate (Domestic and Commercial Applications)

### TIMBER FIXING – INFINITY

#### B, E C3 OCCUPANCY TYPE



Product	Model	Sizes mm	Finish	Material	Type	Application	Area
<b>COACH SCREW</b> 	301909	M12 x140 Min Thread engagement 130mm	SS	316 STAINLESS STEEL	SCREW	FIXING COMPONENT	Internal & External 
<b>M12 NUT</b> 	301028	M12 Hex Nut	SS	316 STAINLESS STEEL	NUT	FIXING COMPONENT	
<b>M12 WASHER</b> 	301603	24x2.5mm	SS	316 STAINLESS STEEL	WASHER	FIXING COMPONENT	
<b>SIKA SUPERGRIP 2HOUR BOND</b> 	300006	310ml	ADHESIVE	CARTRIDGE	SUPER BOND	FIXING COMPONENT FOR TIMBER	
<b>EPDM / FOAM TAPE</b> 	302100	170 X 1.5mm	BLACK	RUBBER	EPDM	EPDM BARRIER	
	302101	70 X 1.5mm	BLACK	RUBBER	EPDM		

Rear Cover Attach:

Timber - No 6x40 C/s PK

Steel - M5 Machine screw x50 + nut

Concrete - No 6x40 C/S PK + Nylon Plug (Reduce by 15mm if spacer plate not used)





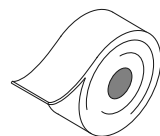
# BALUSTRADE FIXING COMPONENTS – SIDE FIX BA124

## Steel Substrate (Domestic and Commercial Applications)

### STEEL FIXING – INFINITY

#### A, B, E, C3 OCCUPANCY TYPE



Product	Model	Sizes mm	Finish	Material	Type	Application	Area
<div>HEX SCREW M12 X35MM</div> <div></div>	301305	M12 x 35mm	SS	316 STAINLESS STEEL	HEX SCREW	FIXING COMPONENT	<div>Internal &amp; External</div> <div></div>
<div>M12 NUT</div> <div></div>	301028	M12 Hex Nut	SS	316 STAINLESS STEEL	NUT	FIXING COMPONENT	
<div>M12 WASHER</div> <div></div>	301603	24x2.5mm	SS	316 STAINLESS STEEL	WASHER	FIXING COMPONENT	
<div>EPDM / FOAM TAPE</div> <div></div>	302100	170 X 1.5mm	BLACK	RUBBER	EPDM	EPDM BARRIER	
	302101	70 X 1.5mm	BLACK	RUBBER	EPDM		

Rear Cover Attach:

Timber - No 6x40 C/s PK

Steel - M5 Machine screw x50 + nut











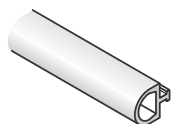

Concrete - No 6x40 C/S PK + Nylon Plug (Reduce by 15mm if spacer plate not used)

# BALUSTRADE SYSTEM COMPONENTS – BASE FIX BA122



## Individual Parts – Infinity (Domestic and Commercial Applications)

INFINITY SYSTEM

Product	Model	Sizes mm	Finish	Material	Type	Application	Area
<b>INFINITY FRONT / REAR COVER</b> 	300056	2500mm	ANOD NATURAL	ALUM 6063	FRONT / REAR COVER	BALUSTRADE SYSTEM BASE FIX	Internal & External 
	300058	5000mm	ANOD NATURAL				
	300055	2500mm	MILL - FINISH				
	300057	5000mm	MILL - FINISH				
		12mm or 15mm Toughened Glass EXTRUSION SIZE: 13.52mm or 17.52mm Sentryglas®	ON REQUEST: POWDERCOAT				
<b>INFINITY BASE PLATE</b> 	300052	2500mm	ANOD NATURAL	ALUM 6063	BASE PLATE	BALUSTRADE SYSTEM BASE FIX	Internal & External 
	300054	5000mm	ANOD NATURAL				
	300051	2500mm	MILL - FINISH				
	300053	5000mm	MILL - FINISH				
		Toughened Glass EXTRUSION SIZE: 13.52mm or 17.52mm Sentryglas®	ON REQUEST: POWDERCOAT				
<b>INFINITY CLAMP KIT</b> 	300354	12-13.52mm	BLACK	ALUM 6063	CLAMP KIT	BALUSTRADE SYSTEM BASE FIX	Internal & External 
	300355	15-17.52mm	BLACK				
<b>INFINITY BASE PLATE PACKER</b> 	301045	1mm alignment plate	SILVER FROST	ALUM 6063	BASE PLATE PACKER	BALUSTRADE SYSTEM BASE FIX  *Used to align clamps	Internal & External 
	301046	1mm alignment plate	MILL - FINISH				
	301048	5mm alignment plate	SILVER FROST				
	301047	5mm alignment plate	MILL - FINISH				
			ON REQUEST: POWDERCOAT				
<b>INFINITY END CAP</b>  KIT INCLUDES : X2 No7 Plastic plug + 8g x 25 SS CS x2 Screw	300489	300489	ANOD NATURAL	ALUM 6063	END CAP	BALUSTRADE SYSTEM BASE FIX	Internal & External 
	300488	300488	MILL - FINISH				
			ON REQUEST: POWDERCOAT				
<b>BULB SEAL</b> 	302078	per (m)	BLACK	RUBBER	BULB SEAL	BALUSTRADE SYSTEM COMPONENT	Internal & External 










# BALUSTRADE FIXING COMPONENTS – BASE FIX BA122

## Concrete Substrate (Domestic and Commercial Applications)

### CONCRETE FIXING – INFINITY

#### A, B, E, C3 OCCUPANCY TYPE



Product	Model	Sizes mm	Finish	Material	Type	Application	Area
<b>THREADED ROD FOR CHEMICAL ANCHOR</b> 	501164	M12 x 110mm	SS	316 STAINLESS STEEL	THREADED ROD	FIXING COMPONENT	Internal & External 
<b>M12 BOLT</b> 	302170	M12 x 110mm Bolt	SS	316 STAINLESS STEEL	BOLT		
<b>M12 NUT</b> 	301028	M12 Hex Nut	SS	316 STAINLESS STEEL	NUT		
<b>M12 WASHER</b> 	301603	24x2.5mm	SS	316 STAINLESS STEEL	WASHER		
<b>HILTI HIT-HY 200 MAX CHEMICAL ANCHOR</b> 	300003	330ml	ADHESIVE	CARTRIDGE	CHEMICAL ANCHOR		
<b>EPDM / FOAM TAPE</b> 	302100	170 X 1.5mm	BLACK	RUBBER	EPDM	EPDM BARRIER	
	302101	70 X 1.5mm	BLACK	RUBBER	EPDM		

Rear Cover Attach:

Timber - No 6x40 C/s PK

Steel - M5 Machine screw x50 + nut

Concrete - No 6x40 C/S PK + Nylon Plug (Reduce by 15mm if spacer plate not used)






# BALUSTRADE FIXING COMPONENTS – BASE FIX BA122

## Timber and Steel Substrates (Domestic and Commercial Applications)

### TIMBER FIXING – INFINITY

#### A, B, E, C3 OCCUPANCY TYPE



Product	Model	Sizes mm	Finish	Material	Type	Application	Area
<b>COACH SCREW</b> 	301981	M12 x 160mm	SS	316 STAINLESS STEEL	SCREW	FIXING COMPONENT	Internal & External 
	301910	M12 x 180mm	SS				
		M12 Min Thread engagement 150mm					
<b>M12 WASHER</b> 	301603	24x2.5mm	SS	316 STAINLESS STEEL	WASHER	FIXING COMPONENT	
<b>SIKA SUPERGRIP 2HOUR BOND</b> 	300006	310ml	ADHESIVE	CARTRIDGE	SUPER BOND	FIXING COMPONENT FOR TIMBER	
<b>EPDM / FOAM TAPE</b> 	302100	170 X 1.5mm	BLACK	RUBBER	EPDM	EPDM BARRIER	
	302101	70 X 1.5mm	BLACK	RUBBER	EPDM		

Rear Cover Attach:

Timber - No 6x40 C/s PK

Steel - M5 Machine screw x50 + nut

Concrete - No 6x40 C/S PK + Nylon Plug (Reduce by 15mm if spacer plate not used)






# BALUSTRADE FIXING COMPONENTS – BASE FIX BA122

## Steel Substrate (Domestic and Commercial Applications)

### STEEL FIXING – INFINITY

#### A, B, E, C3 OCCUPANCY TYPE



Product	Model	Sizes mm	Finish	Material	Type	Application	Area
<b>HEX SCREW M12 X35MM</b> 	301305	M12 x 35mm	SS	316 STAINLESS STEEL	HEX SCREW	FIXING COMPONENT	Internal & External 
<b>M12 NUT</b> 	301028	M12 Hex Nut	SS	316 STAINLESS STEEL	NUT	FIXING COMPONENT	
<b>M12 WASHER</b> 	301603	24x2.5mm	SS	316 STAINLESS STEEL	WASHER	FIXING COMPONENT	
<b>EPDM / FOAM TAPE</b> 	302100	170 X 1.5mm	BLACK	RUBBER	EPDM	EPDM BARRIER	
	302101	70 X 1.5mm	BLACK	RUBBER	EPDM		

Rear Cover Attach:







Timber - No 6x40 C/s PK

Steel - M5 Machine screw x50 + nut

Concrete - No 6x40 C/S PK + Nylon Plug (Reduce by 15mm if spacer plate not used)

# BALUSTRADE SYSTEM COMPONENTS

## Balustrade Stiffener Brackets (For Aligning and Stiffening Panels)

Product	Model	Sizes mm	Finish	Material	Type	Application	Area
<b>90 DEGREE STIFFENER BRACKET</b> (GLASS TO WALL) 	300153	65x55x25mm GLASS THICKNESS: 12-15.5mm	SS	2205 STAINLESS STEEL	STIFFENER BRACKET	FIXING COMPONENT	Internal & External 
	300154	65x55x25mm GLASS THICKNESS: 17.2-21.5mm	SS				
<b>90 DEGREE STIFFENER BRACKET</b> (GLASS TO GLASS) 	300151	75x50x25mm GLASS THICKNESS: 12-15.5mm	SS	2205 STAINLESS STEEL	STIFFENER BRACKET	FIXING COMPONENT	Internal & External 
	300152	88x55x25mm GLASS THICKNESS: 17.2-21.5mm	SS				
<b>180 DEGREE STIFFENER BRACKET</b> (GLASS TO GLASS) 	300149	70x25mm GLASS THICKNESS: 12-15.5mm	SS	2205 STAINLESS STEEL	STIFFENER BRACKET	FIXING COMPONENT	Internal & External 
	300150	103x25mm GLASS THICKNESS: 17.2-21.5mm	SS				

**NOTE:** All brackets are supplied with a selection of gaskets to suit glass thickness.