











STRUT POST PL200 BALUSTRADE SYSTEM

Base Fix (Domestic and Commercial Applications)



Product	Model	Sizes mm	Finish	Grade	Type	Application	Area
PL200 STRUT POST (BASE FIX) *Adjustable for glass alignment, Concealed Fixings. 	301163	Suits 12mm Glass	SILVER FROST	ALUM	STRUT POST	BALUSTRADE SYSTEM (BASE FIX)	Internal & External 
	301848	Suits 12mm Glass	MILL FINISH				
			ON REQUEST: POWDERCOAT PSS				



Base Fix Individual Components – Fixings: Screws

Product	Model	Sizes mm	Finish	Grade	Type	Application	Area
CSK SLEEVE ANCHOR 	500644	M10 x 120mm	SS	STAINLESS STEEL	CSK SLEEVE ANCHOR	FIXING COMPONENT FOR MASONRY / CONCRETE	Internal & External 
CSK COACH SCREW 	301226	M10 x 120mm	SS	STAINLESS STEEL	CSK COACH SCREW	FIXING COMPONENT FOR TIMBER	Internal & External 
	301281	M10 x 100mm	SS				
CSK MACHINE SCREW 	301256	M10 x 30mm	SS	STAINLESS STEEL	CSK MACHINE SCREW	FIXING COMPONENT FOR STEEL	Internal & External 
GUTTER BRACKET 	301969	120Wx135Hmm	SILVER FROST	STAINLESS STEEL		GUTTER BRACKET *Order on request	Internal & External 
	301970	120Wx135Hmm	MILL FINISH				
		(4 Hole)					







STRUT POST PL400 BALUSTRADE SYSTEM

Side Fix (Domestic and Commercial Applications)



Product	Model	Sizes mm	Finish	Grade	Type	Application	Area
PL400 STRUT POST (SIDE FIX) *Adjustable for glass alignment, Concealed Fixings. 	301164	Suits 12mm Glass	SILVER FROST	ALUM	STRUT POST	BALUSTRADE SYSTEM (FACE FIX)	Internal & External 
	301852	Suits 12mm Glass	MILL FINISH				
			ON REQUEST: POWDERCOAT PSS				







Side Fix Individual Components – Fixings: Screws

Product	Model	Sizes mm	Finish	Grade	Type	Application	Area
PL400 STRUT POST SOCKET SCREW 	500247	M10 x 130mm	SS	STAINLESS STEEL	THREADED ROD / WASHER / HEX NUT	FIXING COMPONENT FOR MASONRY / CONCRETE	Internal & External 
		Washer 30x10.5x2mm M10 Hex Nut					
COACH SCREW / WASHER 	500324	M10 x 160mm	SS	STAINLESS STEEL	COACH SCREW / WASHER	FIXING COMPONENT FOR TIMBER	Internal & External 
		Washer 19.5x10.5x2mm					
CSK MACHINE SCREW 	301256	M10 x 30mm	SS	STAINLESS STEEL	CSK MACHINE SCREW	FIXING COMPONENT FOR STEEL	Internal & External 

BALUSTRADE SYSTEM COMPONENTS

Balustrade Stiffener Brackets (For Aligning and Stiffening Panels)



Product	Model	Sizes mm	Finish	Material	Type	Application	Area
90 DEGREE STIFFENER BRACKET (GLASS TO WALL) 	300153	65x55x25mm GLASS THICKNESS: 12-15.5mm	SS	2205 STAINLESS STEEL	STIFFENER BRACKET	FIXING COMPONENT	Internal & External 
90 DEGREE STIFFENER BRACKET (GLASS TO GLASS) 	300151	75x50x25mm GLASS THICKNESS: 12-15.5mm	SS	2205 STAINLESS STEEL	STIFFENER BRACKET	FIXING COMPONENT	Internal & External 
180 DEGREE STIFFENER BRACKET (GLASS TO GLASS) 	300149	70x25mm GLASS THICKNESS: 12-15.5mm	SS	2205 STAINLESS STEEL	STIFFENER BRACKET	FIXING COMPONENT	Internal & External 

NOTE: All brackets are supplied with a selection of gaskets to suit glass thickness.