

BALUSTRADE RAIL SYSTEM

Edgetec® 220 Link Rail



Aluminium LinkRail 38x30mm – For 12mm and 15mm Glass

- 38 x 30mm Aluminium Link Rail.
- Available in Natural Anodised Finish 20 microns as standard or Silver Frost powdercoat. Special colours on request (Powdercoating or Anodising).
- Rubber gasket available to suit 12mm or 15mm glass thicknesses.
- Rail Components available for 90 degree corners, adjustable corners (180 degrees to 90 degrees), stairway link connectors (Maximum 35 degrees), inline joiner.
- Wall mount brackets available including end caps.

BALUSTRADE RAIL SYSTEM

Edgetec® 220 Link Rail



















| Product | Model | Sizes mm | Finish | Material | Type | Application | Area |
|---|--------|--|------------------------|-----------|--|--|--|
| EDGETEC® 220 LINK RAIL FULL LENGTH  | 300728 | 5800mm | ANOD – Natural | ALUM 6063 | LINK RAIL | BALUSTRADE LINK RAIL | Internal & External  |
| | 300729 | 5800mm | SILVER FROST | | | | |
| | 300727 | 5800mm | MILL FINISH | | | | |
| | | GLASS THICKNESS: 12-15mm OVERALL SIZE: 38 x 30mm | ON REQUEST: POWDERCOAT | | | | |
| EDGETEC® 220 LINK RAIL HALF LENGTH  | 300725 | 2900mm | ANOD – Natural | ALUM 6063 | LINK RAIL | BALUSTRADE LINK RAIL | Internal & External  |
| | 300726 | 2900mm | SILVER FROST | | | | |
| | 300724 | 2900mm | MILL FINISH | | | | |
| | | (Half Length) GLASS THICKNESS: 12-15mm OVERALL SIZE: 38 x 30mm | ON REQUEST: POWDERCOAT | | | | |
| EDGETEC® 220 LINK RAIL RUBBER GASKET  | 300593 | 2900mm | BLACK | RUBBER | RUBBER GASKET FOR EDGETEC® 220 LINK RAIL | BALUSTRADE LINK RAIL COMPONENT | Internal & External  |
| | | GLASS THICKNESS: 12mm | | | | | |
| EDGETEC® 220 LINK RAIL RUBBER GASKET  | 300594 | 2900mm | BLACK | RUBBER | RUBBER GASKET FOR EDGETEC® 220 LINK RAIL | BALUSTRADE LINK RAIL COMPONENT *For a 5.8m Link Rail x2 rubber gaskets lengths are required | Internal & External  |
| | | GLASS THICKNESS: 15mm | | | | | |
| EDGETEC® 220 LINK RAIL INLINE JOINER  | 300847 | 80x22.8x5mm | MILL | ALUM 6063 | 180 DEGREE STRAIGHT JOINER | BALUSTRADE LINK RAIL COMPONENT | Internal & External  |
| | | | | | | | |
| EDGETEC® 220 LINK RAIL 90 DEGREE JOINER  | 300848 | 50x50x5mm | MILL | ALUM 6063 | 90 DEGREE CORNER JOINER | BALUSTRADE LINK RAIL COMPONENT | Internal & External  |
| | | | | | | | |
| EDGETEC® 220 END CAP  | 300493 | 38.4 x 30.4mm | ANOD – Natural | ALUM 6063 | END CAP | BALUSTRADE LINK RAIL COMPONENT | Internal & External  |
| | 300494 | 38.4 x 30.4mm | SILVER FROST | | | | |
| | 300492 | 38.4 x 30.4mm | MILL | | | | |
| | | Suits Edgetec® 220 Rail (Component) | ON REQUEST: POWDERCOAT | | | | |
| EDGETEC® 220 LINK RAIL FIXED 90 DEGREE CORNER  | 301985 | Suits Edgetec® 220 Rail | SILVER FROST | ALUM 6063 | 90 DEGREE CORNER CONNECTOR | BALUSTRADE LINK RAIL COMPONENT | Internal & External  |
| | 301986 | Suits Edgetec® 220 Rail | MILL | | | | |
| | | (Component) | ON REQUEST: POWDERCOAT | | | | |

BALUSTRADE RAIL SYSTEM

Edgetec® 220 Link Rail



| Product | Model | Sizes mm | Finish | Material | Type | Application | Area |
|--|--------|---|------------------------|---------------------|------------------------------|--|--|
| EDGETEC® 220 LINK RAIL HORIZONTAL ADJUSTABLE JOINER  | 301987 | Suits Edgetec® 220 Rail | SILVER FROST | ALUM 6063 | ADJUSTABLE HORIZONTAL JOINER | BALUSTRADE LINK RAIL COMPONENT | Internal & External  |
| | 301988 | Suits Edgetec® 220 Rail | MILL | | | | |
| | | (Component) | ON REQUEST: POWDERCOAT | | | | |
| EDGETEC® 220 LINK RAIL VERTICAL ADJUSTABLE JOINER  | 301989 | Suits Edgetec® 220 Rail | SILVER FROST | ALUM 6063 | ADJUSTABLE VERTICAL JOINER | BALUSTRADE LINK RAIL COMPONENT | Internal & External  |
| | 301990 | Suits Edgetec® 220 Rail | MILL | | | | |
| | | (Component) | ON REQUEST: POWDERCOAT | | | | |
| EDGETEC® 220 WALL BRACKET (LEFT HAND)  | 301003 | 120 x 45mm | SILVER FROST | ALUM 6063 | WALL BRACKET | BALUSTRADE LINK RAIL COMPONENT *For attaching to posts or structures | Internal & External  |
| | 301004 | 120 x 45mm | MILL | | | | |
| | | Suits Edgetec® 220 Rail (Component) | ON REQUEST: POWDERCOAT | | | | |
| EDGETEC® 220 WALL BRACKET (RIGHT HAND)  | 301005 | 120 x 45mm | SILVER FROST | ALUM 6063 | WALL BRACKET | BALUSTRADE LINK RAIL COMPONENT *For attaching to posts or structures | Internal & External  |
| | 301006 | 120 x 45mm | MILL | | | | |
| | | Suits Edgetec® 220 Rail (Component) | ON REQUEST: POWDERCOAT | | | | |
| EDGETEC® 220 WALL BRACKET POST END MOUNT  | 301002 | 100 x 65mm | SILVER FROST | ALUM 6063 | WALL BRACKET | BALUSTRADE LINK RAIL COMPONENT *For attaching to posts or structures | Internal & External  |
| | 301149 | 100 x 65mm | MILL | | | | |
| | | Suits Edgetec® 220 Rail (Component) | ON REQUEST: POWDERCOAT | | | | |
| EDGETEC® 220 WALL BRACKET POST END MOUNT* *Suits AP65 Series Aluminium Post  | 301991 | 60 x 46mm | SILVER FROST | ALUM 6063 | POST END MOUNT FOR AP65 | BALUSTRADE LINK RAIL COMPONENT *For attaching to posts or structures | Internal & External  |
| | 301992 | 60 x 46mm | MILL | | | | |
| | | Suits Edgetec® 220 Rail (Component) | ON REQUEST: POWDERCOAT | | | | |
| SCREW  | 301993 | 6G x 1/4" Sq GLASS THICKNESS: 12mm, 15mm | SS | 304 STAINLESS STEEL | SCREW | PAN HEAD SCREW SUITS COMPONENT 300847 300848 301985 301986 301003 301004 301005 301006 301002 301149 301991 301992 | Internal & External  |
| SILICONE – STRUCTURAL GLAZING  | 300011 | V60 | ADHESIVE | CARTRIDGE | SILICONE | FIXING COMPONENT | Internal & External  |